

Process One - Film developing order form




*** For local drop off and pickup only.**

Name: _____

Phone: _____

Material(s) Submitted: (please indicate number of rolls/films/media per type)			
FILM	C41	B&W	E6
35mm	<input type="text"/>	<input type="text"/>	<input type="text"/>
120	<input type="text"/>	<input type="text"/>	<input type="text"/>
220	<input type="text"/>	<input type="text"/>	<input type="text"/>
4x5 sheets	<input type="text"/>	<input type="text"/>	<input type="text"/>


Advanced Photo System (Advantix, Nexia) rolls _____
Disposable (single use) cameras _____
 110 rolls _____ 126 rolls _____

Service Desired:

Print Film

Print _____ copies of each photo Print size: _____ (4x6 prints are standard) matte or glossy

Do not cut film | Cut & sleeve film | Scan to CD | Develop Only → No prints or scans - FILM DEVELOPED ONLY

E6 Slide - Transparency Film (35mm, 120, 220 film)



Mount 35mm slides Do not cut Cut & sleeve Scan to CD

Print _____ copies each size: _____ matte or glossy

4x5 Film (E6, B&W)

Process Only
 Process & Print
 Process & Scan

Special Instructions:

Upload scans to Dropbox  **Dropbox** | Save scans to USB drive  instead of saving on CD

Payment information:

Payment: Visa / Mastercard / AMEX / Discover

Name on Card: _____ (3 or 4 digit security code on back of card) ↴

Card Number: _____ Expires _____ CID Code _____